

INSTRUCTION MANUAL

eFUEL

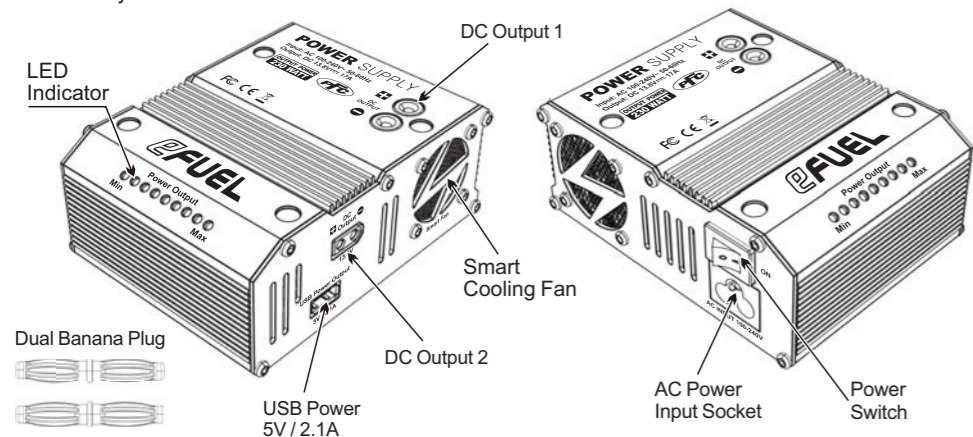
230W, 17A AC/DC SWITCHING POWER SUPPLY

SK-200017

INTRODUCTION

Thank you for purchasing the eFUEL 13.8V/17A Switching DC Power Supply. We are confident that you will be very pleased with its performance because our Switching DC Power Supply is designed and manufactured by skilled professionals using the highest standard in workmanship. You can be assured of many years of trouble free service.

Your eFUEL switching DC Power Supply is designed to use household AC power source to power equipments that required DC power. The eFUEL converts standard household power 100-240V AC to 13.8V DC power and can supply max 17 amperes of continuous power. It delivers smooth and reliable power and enables SKYRC RS16 Charger and SKYRC RSTW Tire Warmer to dock directly without the use of messy DC cables and it can also be used with other DC devices.



FEATURES

- Active PFC Design: smaller AC input current less interference, and conform to CE regulations
- Compact size and light weight
- Two DC power outputs, total output power up to 17 amperes. Output 1 is located on the top and the output 2 is located on the right side of the power supply
- ON/OFF Power Switch
- 9 LED indicates output power from minimum to maximum
- Built-in USB power, 5V/2.1A for iPad, mobile phone, digital camera and etc
- AC 100-240V worldwide operation: need not any alternative switcher, worldwide safe operation
- Smart cooling fan turned on upon the temperature automatically with low-noise
- Over current and over temperature protection
- Short-circuit protection on output, safer and reliable
- Direct Plug Docking System which enables SKYRC RS16 Charger and SKYRC RSTW Tire Warmer to dock directly

CONNECTIONS



Caution: Make all other connections before you connect the power supply to standard AC power
Always connect the red (+) positive lead from your charger or other DC device to the red (+) positive terminal on the power supply, and the black (-) negative lead from your charger or other DC device to the black (-) negative terminal on the power supply.

Warnings: To avoid damage to both the power supply and the device:
Follow the correct polarity when connecting the power supply and the device.
Do not let the ends of the positive and negative wires touch each other.

Working with SKYRC RS16 Charger and SKYRC RSTW Tire Warmer

There is DC output on the top of the power supply and it is designed for use with SKYRC RS16 Charger and SKYRC RSTW Tire Warmer. A pair of dual banana plugs which is used to connect the Charger/Tire Warmer and power supply are included in the package.

Please install them as following picture,



OPERATION

To use the power supply after you connect the device to it, set POWER to turn it on with the power switch.
Please check all connections and confirm the wall AC outlet has power before you switch on the power supply.
The LED will indicate output power from minimum to maximum.



ERROR MESSAGE

In case of an error all LEDs will turn off. Please turn off the POWER and restart the power supply.

IMPORTANT SAFETY INSTRUCTIONS

Danger: To reduce the risk of fire or electric shock, carefully follow these instructions. This manual contains important safety and operating instructions for this power supply. Before you use the power supply, read all the instructions in this manual, on the power supply, and on the product that you will connect to the power supply, to reduce the risk of injury:

- Do not use the power supply near water (for example, a bathtub, washbowl, kitchen sink, laundry tub, wet basement, or swimming pool).
- Do not place the power supply on an unstable cart, stand or table. If the power supply falls, it could injure a person or cause serious damage to the power supply.
- Do not overload power outlets or extension cords. An overload can result in fire or electric shock.
- Do not disassemble this unit; take it to a qualified service technician when service or repair is required. Improper reassembly may result in a risk of electric shock or fire.
- Do not use an attachment not recommended, this could result in a risk of fire, electric shock, or injury to persons.
- Never push any object into the slot in the power supply. It could touch dangerous voltage points or short out parts resulting in a fire or electrical shock.

Caution: To reduce the risk of damage:

- Do not operate the power supply if it has been dropped or damaged in any way. Take it to a qualified service technician for repair.
- The power supply should be operated only from a standard AC outlet that provides 100-240V, 50/60 Hz. If you are not sure of the type of power supplied to your home, consult your local power company.
- To protect the power supply during a lightning storm or when it is left unattended and unused for long periods of time, unplug it from the AC outlet. This will prevent damage to the power supply from lightning and power surges.
- Unplug the power supply from the outlet before attempting any maintenance or cleaning. Do not use liquid or aerosol cleaners. Use a damp cloth for cleaning and then wipe it dry immediately.
- If your power supply does not operate normally, in particular if any unusual sounds or smells come from it, unplug it immediately and contact a qualified service technician for repair.

SPECIFICATIONS

Input Voltage	100-240V AC
Input AC Frequency	50-60Hz
Output Voltage	13.8V DC±0.2V
Output Current	17A±0.5A
Current Overload Protection	≥ 16.5A 500MS
Input Fuse	5A Fuse
Output Voltage Ripple	<150mV
USB Output	5V / 2.1A
Power Efficiency	91%
Power Factor	>0.98
Over Temperature Protection	≥ 65°C
Cooling Method	Cooling Fan
Operating Temperature	0-40°C
Operating Humidity	0-90%
Dimensions (L*W*H)	125.7x92.7x50.2mm
Net weight	602g

Specifications are typical; individual units might vary. Specifications are subject to change and improvement without notice.

PRODUCT WARRANTY

The eFUEL 230W, 17A AC/DC Switching Power Supply is guaranteed to be free from defects in materials or workmanship for period of one year from the original date of purchase (verified by dated, itemized sales receipt). For any repair or replace service, please contact your dealer in the first instance, who is responsible for processing guarantee claims. Warranty does not cover incorrect AC voltage input, damage to case or exposed circuit boards, disassembling case, tampering with internal electronics, allowing water, moisture, or any other foreign material to enter this Power Supply or get onto the PC board, incorrect wiring of output, allowing exposed wiring to short circuit, or any damage caused by crash, flooding, or act of God. Because SkyRC has no control over the connection & use of the power supply, no liability may be assumed nor will be accepted for any damage resulting from the use of this product. Every power supply is thoroughly tested & burn-in before leaving our factory and is, therefore, considered operational. By the act of operating power supply, user accepts all resulting liability. In no case shall our liability exceed the product's original cost. We reserve the right to modify warranty provisions without notice.

Warning:

- This appliance is not intended for use by persons (including children) with reduced physical, sensory or mental capabilities, or lack of experience and knowledge, unless they have been given supervision or instruction concerning use of the appliance by a person responsible for their safety.
- Children should be supervised to ensure that they do not play with the appliance. WARNING: If the surface is cracked, switch off the appliance to avoid the possibility of electric shock.
- For indoor use only.



Caution: Your power supply might cause TV or radio interference even when it is operating properly. To determine whether your power supply is causing the interference, turn off your power supply. If the interference goes away, your power supply is causing it.

Try to eliminate the interference by:

- Moving your power supply away from the receiver.
- Connecting your power supply to an outlet that is on a different electrical circuit from the receiver.
- Contacting a qualified service technician for help.

RELATED PRODUCTS



SK-100078
SKYRC RS16 Charger

SPECIFICATION

- DC Input Voltage : 11-18V
- Case Size: 92x111.4x50mm
- Weight: 405g
- Balance Current: 200mA/cell
- Reading Voltage Range: 0.1-25.8V/cell
- Battery Types/Cells: LiPo/LiIon/LiFe: 1-6cells
NiMH/NiCad: 1-15cells
Pb: 2-20V
- Charge Current: 0.1A-1A (±0.3A) 1A-16A (±10%)
- Charge Wattage: 180W
- Discharge Current: 0.1A-8A (±10%)
- Discharge Wattage: 30W
- Memory: 10 different charge/discharge profiles



SK-600064
SKYRC RSTW Tire Warmer

SPECIFICATION

- Input: 11-15V
- Temp Range: 20-80, 100°C
- Keys: Joystick
- Dimensions: 92x111.4x50mm
- Weight: 440g / 15.52oz



SK-600009
Power Strip w/USB

SK-200014
20A DC Power Supply

SK-200013
30A DC Power Supply

SK-200008
15V 4A AC ADAPTER

SKYRC

Manufactured by
SKYRC TECHNOLOGY CO., LTD.
www.skyrc.com



© 2013 SkyRC Technology Co., Ltd. All Rights Reserved. No part of these manual may be reproduced without the written permission of SkyRC Technology Co., Ltd.
Printed in China.

7504-0389-06